1×3 Next without Endcap(s)

MAIN PANEL

Print Size: 33.18"w × 90.8125"h

Final Size: 31.18"w × 88.8125"h

Endcap width: 13.375"

Open/Live Size: 30.43"w × 88.0625"h

Keep all critical design elements at least 1" away from stitching and endcap breaks

File Preparation Tips

- Design artwork to print size listed
- Submit layered files in their native program (Photoshop, Illustrator and InDesign are compatible programs)
- Supply all image links to ensure quality
- Keep resolution of images at a minimum 100 ppi (View document at print size to preview image quality)
- Include fonts for any live text OR convert text to outlines
- Maintain a consistent colorspace in artwork and links
- Keep Pantone colormatches indicated as spot colors

1×3 Next with Right Endcap



Print Size: 46.0625"w × 90.8125"h

Final Size: 44.0625"w × 88.8125"h

Endcap width: 13.375"

Open/Live Size: 43.3125"w × 88.0625"h

Keep all critical design elements at least 1" away from stitching and endcap breaks

File Preparation Tips

- Design artwork to print size listed
- Submit layered files in their native program (Photoshop, Illustrator and InDesign are compatible programs)
- Supply all image links to ensure quality
- Keep resolution of images at a minimum 100 ppi (View document at print size to preview image quality)
- Include fonts for any live text OR convert text to outlines
- Maintain a consistent colorspace in artwork and links
- Keep Pantone colormatches indicated as spot colors

1×3 Next with Left Endcap



Print Size: 46.0625"w × 90.8125"h

Final Size: 44.0625"w × 88.8125"h

Endcap width: 13.375"

Open/Live Size: 43.3125"w × 88.0625"h

Keep all critical design elements at least 1" away from stitching and endcap breaks

File Preparation Tips

- Design artwork to print size listed
- Submit layered files in their native program (Photoshop, Illustrator and InDesign are compatible programs)
- Supply all image links to ensure quality
- Keep resolution of images at a minimum 100 ppi (View document at print size to preview image quality)
- Include fonts for any live text OR convert text to outlines
- Maintain a consistent colorspace in artwork and links
- Keep Pantone colormatches indicated as spot colors

1×3 Next with Endcaps

ENDCAP MAIN PANEL ENDCAP

Print Size: 58.9375"w × 90.8125"h

Final Size: 56.9375"w × 88.8125"h

Endcap width: 13.375"

Open/Live Size: 56.1875"w × 88.0625"h

Keep all critical design elements at least 1" away from stitching and endcap breaks

File Preparation Tips

- Design artwork to print size listed
- Submit layered files in their native program (Photoshop, Illustrator and InDesign are compatible programs)
- Supply all image links to ensure quality
- Keep resolution of images at a minimum 100 ppi (View document at print size to preview image quality)
- Include fonts for any live text OR convert text to outlines
- Maintain a consistent colorspace in artwork and links
- Keep Pantone colormatches indicated as spot colors

3×3 Next without Endcap(s)

MAIN PANEL



Print Size: 90.8125"w × 90.8125"h

Final Size: 88.8125"w × 88.8125"h

Endcap width: 13.375"

Open/Live Size: 88.0625"w × 88.0625"h

Keep all critical design elements at least 1" away from stitching and endcap breaks

File Preparation Tips

- Design artwork to print size listed
- Submit layered files in their native program (Photoshop, Illustrator and InDesign are compatible programs)
- Supply all image links to ensure quality
- Keep resolution of images at a minimum 100 ppi (View document at print size to preview image quality)
- Include fonts for any live text OR convert text to outlines
- Maintain a consistent colorspace in artwork and links
- Keep Pantone colormatches indicated as spot colors

3×3 Next with Endcaps



Print Size: 117"w × 90.8125"h

Final Size: 115"w × 88.8125"h

Endcap width: 13.375"

Open/Live Size: 114.25"w × 88.0625"h

Keep all critical design elements at least 1" away from stitching and endcap breaks

File Preparation Tips

- Design artwork to print size listed
- Submit layered files in their native program (Photoshop, Illustrator and InDesign are compatible programs)
- Supply all image links to ensure quality
- Keep resolution of images at a minimum 100 ppi (View document at print size to preview image quality)
- Include fonts for any live text OR convert text to outlines
- Maintain a consistent colorspace in artwork and links
- Keep Pantone colormatches indicated as spot colors

3×3 Next with Left Endcap



Print Size: 104"w × 90.8125"h

Final Size: 102"w × 88.8125"h

Endcap width: 13.375"

Open/Live Size: 101.25"w × 88.0625"h

Keep all critical design elements at least 1" away from stitching and endcap breaks

File Preparation Tips

- Design artwork to print size listed
- Submit layered files in their native program (Photoshop, Illustrator and InDesign are compatible programs)
- Supply all image links to ensure quality
- Keep resolution of images at a minimum 100 ppi (View document at print size to preview image quality)
- Include fonts for any live text OR convert text to outlines
- Maintain a consistent colorspace in artwork and links
- Keep Pantone colormatches indicated as spot colors

3×3 Next with Left Endcap



Print Size: 104"w × 90.8125"h

Final Size: 102"w × 88.8125"h

Endcap width: 13.375"

Open/Live Size: 101.25"w × 88.0625"h

Keep all critical design elements at least 1" away from stitching and endcap breaks

File Preparation Tips

- Design artwork to print size listed
- Submit layered files in their native program (Photoshop, Illustrator and InDesign are compatible programs)
- Supply all image links to ensure quality
- Keep resolution of images at a minimum 100 ppi (View document at print size to preview image quality)
- Include fonts for any live text OR convert text to outlines
- Maintain a consistent colorspace in artwork and links
- Keep Pantone colormatches indicated as spot colors